



Location: CMA1b - Oil Street Site Office

Report on 24-hour TSP monitoring

Action Level ($\mu\text{g}/\text{m}^3$) - 176.7

Limit Level ($\mu\text{g}/\text{m}^3$) - 260

Date	Sampling Time	Weather Condition	Filter paper no.	Filter Weight, g		Elapse Time, hr		Sampling Time, hr	Flow Rate, m^3/min			Total Volume, m^3	TSP Level, $\mu\text{g}/\text{m}^3$
				Initial	Final	Initial	Final		Initial, Q_{si}	Final, Q_{sf}	Average		
28-Feb-15	8:00	Cloudy	011178	2.7179	2.8091	5947.61	5971.61	24.00	1.06	1.06	1.06	1530	59.6
6-Mar-15	8:00	Cloudy	011237	2.7676	2.9321	5974.62	5998.62	24.00	1.17	1.17	1.17	1686	97.6
12-Mar-15	8:00	Cloudy	071317	2.7549	2.8357	6001.63	6025.63	24.00	1.12	1.12	1.12	1612	50.1
18-Mar-15	8:00	Cloudy	011432	2.7822	2.9268	6028.64	6052.64	24.00	1.13	1.13	1.13	1628	88.8
24-Mar-15	13:00	Rainy	011280	2.7658	2.9488	6079.76	6103.76	24.00	1.12	1.12	1.12	1609	113.7
27-Mar-15	8:00	Fine	011264	2.7523	2.9336	6103.76	6127.76	24.00	1.11	1.11	1.11	1603	113.1

Remarks: Due to interruption of electricity, the 24hr TSP was rescheduled from 23 March 2015 to 24 March 2015.

Report on 1-hour TSP monitoring

Action Level ($\mu\text{g}/\text{m}^3$) - 320.1

Limit Level ($\mu\text{g}/\text{m}^3$) - 500

Date	Sampling Time	Weather Condition	Filter paper no.	Filter Weight, g		Elapse Time, hr		Sampling Time, hr	Flow Rate, m^3/min			Total Volume, m^3	TSP Level, $\mu\text{g}/\text{m}^3$
				Initial	Final	Initial	Final		Initial, Q_{si}	Final, Q_{sf}	Average		
2-Mar-15	8:07	Cloudy	011203	2.7282	2.7376	5971.61	5972.61	1.00	1.12	1.12	1.12	67	140.5
2-Mar-15	9:10	Cloudy	011239	2.7663	2.7701	5972.61	5973.61	1.00	1.12	1.12	1.12	67	56.8
2-Mar-15	10:20	Cloudy	011241	2.7537	2.7590	5973.62	5974.62	1.00	1.12	1.17	1.14	68	77.4
7-Mar-15	8:05	Cloudy	009663	2.8562	2.8679	5998.63	5999.63	1.00	1.12	1.12	1.12	67	174.4
7-Mar-15	9:07	Cloudy	009665	2.8624	2.8727	5999.63	6000.63	1.00	1.12	1.12	1.12	67	153.6
7-Mar-15	10:09	Cloudy	011269	2.8091	2.8161	6000.63	6001.63	1.00	1.12	1.12	1.12	67	104.4
13-Mar-15	8:05	Cloudy	011379	2.7521	2.7577	6025.63	6026.63	1.00	1.12	1.12	1.12	67	83.5
13-Mar-15	9:07	Cloudy	011377	2.7318	2.7370	6026.63	6027.63	1.00	1.17	1.17	1.17	70	74.0
13-Mar-15	10:09	Cloudy	011375	2.7485	2.7611	6027.63	6028.63	1.00	1.12	1.12	1.12	67	187.8
19-Mar-15	8:05	Cloudy	011429	2.7594	2.7648	6052.64	6053.64	1.00	1.10	1.10	1.10	66	81.6
19-Mar-15	9:07	Cloudy	011426	2.7625	2.7684	6053.64	6054.64	1.00	1.10	1.10	1.10	66	89.1
19-Mar-15	10:09	Cloudy	011427	2.7737	2.7791	6054.64	6055.64	1.00	1.10	1.10	1.10	66	81.6
24-Mar-15	8:05	Rainy	009674	2.8578	2.8746	6076.76	6077.76	1.00	1.12	1.12	1.12	67	251.0
24-Mar-15	9:07	Rainy	011274	2.7832	2.7926	6077.76	6078.76	1.00	1.12	1.12	1.12	67	140.5
24-Mar-15	10:09	Rainy	011277	2.7736	2.7779	6078.76	6079.76	1.00	1.12	1.12	1.12	67	64.3
28-Mar-15	8:02	Fine	011584	2.7415	2.7489	6127.76	6128.76	1.00	1.11	1.11	1.11	67	111.0
28-Mar-15	9:12	Fine	011582	2.7197	2.7281	6128.76	6129.76	1.00	1.11	1.11	1.11	67	126.0
28-Mar-15	10:24	Fine	011580	2.7187	2.7307	6129.76	6130.76	1.00	1.11	1.11	1.11	67	180.0

Location: CMA2a - Causeway Bay Community Centre

Report on 24-hour TSP monitoring
Action Level ($\mu\text{g}/\text{m}^3$) - 169.5
Limit Level ($\mu\text{g}/\text{m}^3$) - 260

Date	Sampling Time	Weather Condition	Filter paper no.	Filter Weight, g		Elapse Time, hr		Sampling Time, hr	Flow Rate, m^3/min			Total Volume, m^3	TSP Level, $\mu\text{g}/\text{m}^3$
				Initial	Final	Initial	Final		Initial, Q_{si}	Final, Q_{sf}	Average		
28-Feb-15	8:00	Cloudy	011177	2.7513	2.8111	15656.73	15680.73	24.00	1.07	1.07	1.07	1540	38.8
6-Mar-15	8:00	Cloudy	011230	2.7669	2.8473	15683.74	15707.74	24.00	1.07	1.07	1.07	1544	52.1
12-Mar-15	8:00	Cloudy	011316	2.7541	2.8172	15710.75	15734.75	24.00	1.20	1.25	1.23	1765	35.8
18-Mar-15	8:00	Cloudy	011431	2.7712	2.8299	15737.75	15761.75	24.00	1.06	1.06	1.06	1523	38.5
23-Mar-15	8:00	Cloudy	011256	2.7719	3.0167	15764.75	15788.75	24.00	1.07	1.07	1.07	1537	159.2
27-Mar-15	8:00	Fine	011281	2.7729	2.9750	15791.75	15815.75	24.00	1.19	1.19	1.19	1710	118.2

Report on 1-hour TSP monitoring
Action Level ($\mu\text{g}/\text{m}^3$) - 323.4
Limit Level ($\mu\text{g}/\text{m}^3$) - 500

Date	Sampling Time	Weather Condition	Filter paper no.	Filter Weight, g		Elapse Time, hr		Sampling Time, hr	Flow Rate, m^3/min			Total Volume, m^3	TSP Level, $\mu\text{g}/\text{m}^3$
				Initial	Final	Initial	Final		Initial, Q_{si}	Final, Q_{sf}	Average		
2-Mar-15	8:05	Cloudy	011202	2.7164	2.7233	15680.73	15681.73	1.00	1.07	1.07	1.07	64	107.5
2-Mar-15	9:10	Cloudy	011238	2.7717	2.7765	15681.73	15682.73	1.00	1.07	1.13	1.10	66	72.8
2-Mar-15	10:20	Cloudy	011240	2.7563	2.7623	15682.73	15683.73	1.00	1.07	1.07	1.07	64	93.5
7-Mar-15	8:05	Cloudy	011220	2.7964	2.8060	15707.74	15708.74	1.00	1.07	1.07	1.07	64	149.2
7-Mar-15	9:10	Cloudy	009664	2.8609	2.8655	15708.74	15709.74	1.00	1.07	1.07	1.07	64	71.5
7-Mar-15	10:15	Cloudy	011270	2.7941	2.8001	15709.74	15710.74	1.00	1.07	1.07	1.07	64	93.3
13-Mar-15	8:02	Cloudy	011380	2.7451	2.7484	15734.75	15735.75	1.00	1.01	1.01	1.01	61	54.3
13-Mar-15	9:04	Cloudy	011378	2.7358	2.7418	15735.75	15736.75	1.00	1.07	1.01	1.04	63	95.9
13-Mar-15	10:15	Cloudy	011376	2.7534	2.7645	15736.75	15737.75	1.00	1.07	1.01	1.04	63	177.4
19-Mar-15	8:05	Cloudy	011430	2.7716	2.7764	15761.75	15762.75	1.00	1.18	1.18	1.18	71	68.0
19-Mar-15	9:10	Cloudy	011428	2.7646	2.7722	15763.75	15764.75	1.00	1.18	1.18	1.18	71	107.7
19-Mar-15	10:30	Cloudy	011258	2.7582	2.7666	15764.75	15765.75	1.00	1.18	1.18	1.18	71	119.0
24-Mar-15	8:05	Rainy	011272	2.7797	2.7878	15788.75	15789.75	1.00	1.07	1.07	1.07	64	126.2
24-Mar-15	9:07	Rainy	011275	2.7811	2.7850	15789.75	15790.75	1.00	1.07	1.07	1.07	64	60.8
24-Mar-15	10:09	Rainy	011278	2.7654	2.7701	15790.75	15791.75	1.00	1.07	1.07	1.07	64	73.2
28-Mar-15	8:05	Fine	011583	2.7153	2.7214	15815.75	15816.75	1.00	1.07	1.07	1.07	64	95.5
28-Mar-15	9:07	Fine	011581	2.7144	2.7209	15816.75	15817.75	1.00	1.07	1.07	1.07	64	101.7
28-Mar-15	10:09	Fine	011579	2.7268	2.7355	15817.75	15818.75	1.00	1.07	1.07	1.07	64	136.1



Location: CMA3a - CWB PRE Site Office Area

Report on 24-hour TSP monitoring
Action Level ($\mu\text{g}/\text{m}^3$) - 171
Limit Level ($\mu\text{g}/\text{m}^3$) - 260

Date	Sampling Time	Weather Condition	Filter paper no.	Filter Weight, g		Elapse Time, hr		Sampling Time, hr	Flow Rate, m^3/min			Total Volume, m^3	TSP Level, $\mu\text{g}/\text{m}^3$
				Initial	Final	Initial	Final		Initial, Q_{si}	Final, Q_{sf}	Average		
28-Feb-15	8:00	Cloudy	011066	2.7573	2.8771	3098.42	3122.42	24.00	1.32	1.32	1.32	1904	62.9
6-Mar-15	8:00	Cloudy	009667	2.8594	3.0218	3125.42	3149.42	24.00	1.32	1.32	1.32	1908	85.1
12-Mar-15	8:00	Cloudy	010085	2.7702	2.8626	3152.43	3176.43	24.00	1.38	1.38	1.38	1986	46.5
18-Mar-15	8:00	Cloudy	010081	2.7710	2.9407	3179.44	3203.44	24.00	1.31	1.31	1.31	1889	89.9
25-Mar-15	8:00	Cloudy	011361	2.7593	2.9742	3209.56	3233.56	24.00	1.33	1.32	1.33	1909	112.6
27-Mar-15	8:00	Fine	011265	2.8298	2.9443	3233.56	3257.56	24.00	1.32	1.32	1.32	1901	60.2

Remarks: Due to interruption of electricity, the 24hr TSP was rescheduled from 23 March 2015 to 25 March 2015.

Report on 1-hour TSP monitoring
Action Level ($\mu\text{g}/\text{m}^3$) - 311.3
Limit Level ($\mu\text{g}/\text{m}^3$) - 500

Date	Sampling Time	Weather Condition	Filter paper no.	Filter Weight, g		Elapse Time, hr		Sampling Time, hr	Flow Rate, m^3/min			Total Volume, m^3	TSP Level, $\mu\text{g}/\text{m}^3$
				Initial	Final	Initial	Final		Initial, Q_{si}	Final, Q_{sf}	Average		
2-Mar-15	9:50	Cloudy	011165	2.7091	2.7162	3122.42	3123.42	1.00	1.24	1.24	1.24	74	95.4
2-Mar-15	11:00	Cloudy	011254	2.7988	2.8069	3123.42	3124.42	1.00	1.24	1.24	1.24	74	108.8
2-Mar-15	13:00	Cloudy	011221	2.7952	2.8070	3124.42	3125.42	1.00	1.24	1.24	1.24	74	158.5
7-Mar-15	8:16	Cloudy	010072	2.7817	2.7929	3149.42	3150.42	1.00	1.24	1.24	1.24	75	150.0
7-Mar-15	9:19	Cloudy	010086	2.7831	2.7945	3150.42	3151.42	1.00	1.24	1.24	1.24	75	152.7
7-Mar-15	10:25	Cloudy	010071	2.7527	2.7647	3151.42	3152.42	1.00	1.24	1.24	1.24	75	160.7
13-Mar-15	9:49	Cloudy	010084	2.7770	2.7870	3176.44	3177.44	1.00	1.25	1.25	1.25	75	133.8
13-Mar-15	13:00	Cloudy	010082	2.7631	2.7727	3177.44	3178.44	1.00	1.25	1.25	1.25	75	128.5
13-Mar-15	14:19	Cloudy	010083	2.7870	2.7979	3179.44	3180.44	1.00	1.25	1.25	1.25	75	145.9
19-Mar-15	9:08	Cloudy	011336	2.7292	2.7421	3203.44	3204.44	1.00	1.30	1.30	1.30	78	165.7
19-Mar-15	10:12	Cloudy	011334	2.7546	2.7603	3204.44	3205.44	1.00	1.15	1.15	1.15	69	82.4
19-Mar-15	13:00	Cloudy	011332	2.7684	2.7791	3205.44	3206.44	1.00	1.22	1.22	1.22	73	145.6
24-Mar-15	8:03	Rainy	011358	2.7533	2.7686	3206.56	3207.56	1.00	1.24	1.24	1.24	74	205.4
24-Mar-15	9:08	Rainy	011434	2.7718	2.7802	3207.56	3208.56	1.00	1.24	1.24	1.24	74	112.8
24-Mar-15	10:12	Rainy	011363	2.7698	2.7758	3208.56	3209.56	1.00	1.24	1.24	1.24	74	80.6
28-Mar-15	9:12	Fine	011449	2.7454	2.7504	3257.56	3258.56	1.00	1.24	1.24	1.24	74	67.5
28-Mar-15	10:14	Fine	011447	2.7656	2.7706	3258.56	3259.56	1.00	1.16	1.16	1.16	70	71.7
28-Mar-15	13:00	Fine	011445	2.7551	2.7660	3259.56	3260.56	1.00	1.27	1.27	1.27	76	142.8



Location: CMA4a - SPCA

Report on 24-hour TSP monitoring

Action Level ($\mu\text{g}/\text{m}^3$) - 171.2

Limit Level ($\mu\text{g}/\text{m}^3$) - 260

Date	Sampling Time	Weather Condition	Filter paper no.	Filter Weight, g		Elapse Time, hr		Sampling Time, hr	Flow Rate, m^3/min			Total Volume, m^3	TSP Level, $\mu\text{g}/\text{m}^3$
				Initial	Final	Initial	Final		Initial, Q_{si}	Final, Q_{sf}	Average		
28-Feb-15	8:00	Cloudy	011050	2.7442	2.8283	19924.84	19948.84	24.00	1.27	1.27	1.27	1829	46.0
6-Mar-15	8:00	Cloudy	009666	2.8639	3.0203	19951.84	19975.84	24.00	1.27	1.27	1.27	1832	85.4
13-Mar-15	15:23	Cloudy	010077	2.7607	2.9610	19986.80	20010.80	24.00	1.33	1.32	1.32	1906	105.1
18-Mar-15	8:00	Cloudy	010076	2.7731	2.9057	20010.80	20034.80	24.00	1.26	1.26	1.26	1814	73.1
24-Mar-15	14:03	Rainy	011360	2.7365	2.8866	20040.80	20064.80	24.00	1.32	1.33	1.32	1907	78.7
27-Mar-15	8:00	Fine	011454	2.7744	2.9604	20064.80	20088.80	24.00	1.27	1.27	1.27	1826	101.8

Remarks: Due to interruption of electricity, the 24hr TSP was rescheduled from 12 and 23 March 2015 to 13 and 24 March 2015 respectively.

Report on 1-hour TSP monitoring

Action Level ($\mu\text{g}/\text{m}^3$) - 312.5

Limit Level ($\mu\text{g}/\text{m}^3$) - 500

Date	Sampling Time	Weather Condition	Filter paper no.	Filter Weight, g		Elapse Time, hr		Sampling Time, hr	Flow Rate, m^3/min			Total Volume, m^3	TSP Level, $\mu\text{g}/\text{m}^3$
				Initial	Final	Initial	Final		Initial, Q_{si}	Final, Q_{sf}	Average		
2-Mar-15	9:50	Cloudy	011164	2.7285	2.7365	19948.84	19949.84	1.00	1.27	1.27	1.27	76	105.0
2-Mar-15	10:55	Cloudy	011229	2.7606	2.7675	19949.84	19950.84	1.00	1.27	1.27	1.27	76	90.5
2-Mar-15	13:00	Cloudy	011231	2.7605	2.7657	19950.84	19951.84	1.00	1.27	1.27	1.27	76	68.2
7-Mar-15	8:05	Cloudy	011051	2.7517	2.7599	19975.85	19976.85	1.00	1.27	1.27	1.27	76	107.4
7-Mar-15	9:15	Cloudy	010073	2.7647	2.7763	19976.85	19977.85	1.00	1.27	1.27	1.27	76	151.9
7-Mar-15	10:24	Cloudy	010074	2.7535	2.7621	19977.85	19978.85	1.00	1.27	1.27	1.27	76	112.6
13-Mar-15	10:57	Cloudy	010075	2.7678	2.7771	19983.80	19984.80	1.00	1.01	1.01	1.01	61	153.2
13-Mar-15	13:00	Cloudy	010078	2.7509	2.7623	19984.80	19985.80	1.00	1.33	1.33	1.33	80	143.3
13-Mar-15	14:09	Cloudy	010078	2.7661	2.7772	19985.80	19986.80	1.00	1.33	1.33	1.33	80	139.6
19-Mar-15	8:56	Cloudy	011337	2.7377	2.7439	20034.80	20035.80	1.00	1.26	1.26	1.26	76	82.0
19-Mar-15	10:01	Cloudy	011335	2.7595	2.7699	20035.80	20036.80	1.00	1.26	1.26	1.26	76	137.6
19-Mar-15	13:00	Cloudy	011333	2.7485	2.7575	20036.80	20037.80	1.00	1.26	1.26	1.26	76	119.1
24-Mar-15	8:56	Rainy	011359	2.7530	2.7705	20037.80	20038.80	1.00	1.32	1.32	1.32	79	220.5
24-Mar-15	10:04	Rainy	011433	2.7759	2.7820	20038.80	20039.80	1.00	1.32	1.32	1.32	79	76.9
24-Mar-15	13:00	Rainy	011362	2.7393	2.7455	20039.80	20040.80	1.00	1.32	1.32	1.32	79	78.1
28-Mar-15	8:59	Fine	011450	2.7408	2.7455	20088.80	20089.80	1.00	1.27	1.27	1.27	76	61.8
28-Mar-15	10:11	Fine	011448	2.7586	2.7665	20089.80	20090.80	1.00	1.27	1.27	1.27	76	104.0
28-Mar-15	13:00	Fine	011446	2.7592	2.7688	20090.80	20091.80	1.00	1.27	1.27	1.27	76	126.3

Location: CMA5b - Pedestrian Plaza

Report on 24-hour TSP monitoring

Action Level ($\mu\text{g}/\text{m}^3$) - 181

Limit Level ($\mu\text{g}/\text{m}^3$) - 260

Date	Sampling Time	Weather Condition	Filter paper no.	Filter Weight, g		Elapse Time, hr		Sampling Time, hr	Flow Rate, m^3/min			Total Volume, m^3	TSP Level, $\mu\text{g}/\text{m}^3$
				Initial	Final	Initial	Final		Initial, Q_{si}	Final, Q_{sf}	Average		
28-Feb-15	8:00	Cloudy	011176	2.7328	2.8185	4385.67	4409.67	24.00	0.84	0.84	0.84	1207	71.0
7-Mar-15	16:00	Cloudy	011313	2.7523	2.8776	4426.53	4450.53	24.00	0.98	0.91	0.95	1363	91.9
12-Mar-15	8:00	Cloudy	011226	2.7794	2.9260	4450.53	4474.53	24.00	0.99	1.02	1.01	1447	101.3
20-Mar-15	8:05	Cloudy	011255	2.7722	2.9866	4490.44	4514.44	24.00	0.97	0.97	0.97	1394	153.8
24-Mar-15	16:25	Rainy	011266	2.8100	3.0370	4517.44	4541.44	24.00	0.98	0.99	0.98	1417	160.2
27-Mar-15	8:00	Fine	011453	2.7733	2.9018	4541.44	4565.44	24.00	0.84	0.83	0.84	1203	106.8

Remarks: Due to interruption of electricity, the 24hr TSP was rescheduled from 6, 18 and 23 March 2015 to 7, 20 and 24 March 2015 respectively.

Report on 1-hour TSP monitoring

Action Level ($\mu\text{g}/\text{m}^3$) - 332

Limit Level ($\mu\text{g}/\text{m}^3$) - 500

Date	Sampling Time	Weather Condition	Filter paper no.	Filter Weight, g		Elapse Time, hr		Sampling Time, hr	Flow Rate, m^3/min			Total Volume, m^3	TSP Level, $\mu\text{g}/\text{m}^3$
				Initial	Final	Initial	Final		Initial, Q_{si}	Final, Q_{sf}	Average		
2-Mar-15	10:40	Cloudy	011228	2.7792	2.7810	4409.67	4410.67	1.00	0.98	0.98	0.98	59	30.6
2-Mar-15	13:00	Cloudy	011232	2.7690	2.7801	4410.67	4411.67	1.00	0.98	0.98	0.98	59	188.6
2-Mar-15	14:02	Cloudy	011234	2.7534	2.7638	4411.67	4412.67	1.00	0.98	0.98	0.98	59	176.7
7-Mar-15	10:35	Cloudy	011353	2.7368	2.7422	4423.53	4424.53	1.00	0.84	0.84	0.84	50	107.0
7-Mar-15	13:00	Cloudy	011320	2.7508	2.7687	4424.53	4425.53	1.00	0.91	0.91	0.91	55	326.8
7-Mar-15	14:20	Cloudy	011318	2.7547	2.7638	4425.53	4426.53	1.00	0.91	0.91	0.91	55	166.1
13-Mar-15	8:15	Cloudy	011300	2.7952	2.7987	4474.53	4475.53	1.00	0.56	0.56	0.56	33	104.9
13-Mar-15	11:00	Cloudy	011374	2.7248	2.7333	4475.53	4476.53	1.00	0.84	0.84	0.84	51	168.2
13-Mar-15	13:00	Cloudy	011297	2.7682	2.7717	4476.53	4477.53	1.00	0.41	0.41	0.41	25	141.3
19-Mar-15	16:00	Cloudy	011329	2.7358	2.7444	4487.44	4488.44	1.00	0.82	0.82	0.82	49	174.1
19-Mar-15	17:00	Cloudy	011324	2.7359	2.7382	4488.44	4489.44	1.00	0.82	0.82	0.82	49	46.6
20-Mar-15	7:00	Cloudy	011260	2.7782	2.7811	4489.44	4490.44	1.00	0.82	0.82	0.82	49	58.6
24-Mar-15	8:00	Rainy	011191	2.7160	2.7273	4514.44	4515.44	1.00	0.98	0.98	0.98	59	192.0
24-Mar-15	13:00	Rainy	011437	2.7495	2.7635	4515.44	4516.44	1.00	0.98	0.98	0.98	59	237.8
24-Mar-15	14:20	Rainy	011357	2.7582	2.7723	4516.44	4517.44	1.00	0.98	0.98	0.98	59	239.5
28-Mar-15	13:00	Fine	011442	2.7380	2.7446	4565.44	4566.44	1.00	0.90	0.90	0.90	54	121.7
28-Mar-15	14:05	Fine	011439	2.7607	2.7726	4566.44	4567.44	1.00	0.90	0.90	0.90	54	219.4
28-Mar-15	15:10	Fine	011529	2.7357	2.7504	4567.44	4568.44	1.00	0.90	0.90	0.90	54	271.0

Remark: Due to interruption of electricity, the 1hr TSP monitoring was rescheduled from 19 March 2015 to 19 and 20 March 2015.



Location: MA1e - International Finance Centre (Eastern Wing)

Report on 24-hour TSP monitoring

Action Level ($\mu\text{g}/\text{m}^3$) - 173.4

Limit Level ($\mu\text{g}/\text{m}^3$) - 260

Date	Sampling Time	Weather Condition	Filter paper no.	Filter Weight, g		Elapse Time, hr		Sampling Time, hr	Flow Rate, m^3/min			Total Volume, m^3	TSP Level, $\mu\text{g}/\text{m}^3$
				Initial	Final	Initial	Final		Initial, Q_{si}	Final, Q_{sf}	Average		
28-Feb-15	8:00	Cloudy	011253	2.8084	2.9243	16593.58	16617.58	24.00	1.26	1.26	1.26	1811	64.0
6-Mar-15	8:00	Cloudy	011181	2.7353	2.8742	16620.58	16644.58	24.00	1.26	1.26	1.26	1814	76.6
12-Mar-15	8:00	Cloudy	011343	2.7515	2.7885	16647.60	16671.60	24.00	0.97	0.92	0.94	1355	27.3
18-Mar-15	8:00	Cloudy	011416	2.7684	2.8855	16674.60	16698.60	24.00	1.20	1.20	1.20	1725	67.9
23-Mar-15	8:00	Cloudy	011293	2.7724	2.8724	16201.60	16225.60	24.00	1.16	1.16	1.16	1667	60.0
27-Mar-15	8:00	Fine	011389	2.7303	2.8182	16728.59	16752.59	24.00	1.16	1.16	1.16	1667	52.7

Report on 1-hour TSP monitoring

Action Level ($\mu\text{g}/\text{m}^3$) - 325.1

Limit Level ($\mu\text{g}/\text{m}^3$) - 500

Date	Sampling Time	Weather Condition	Filter paper no.	Filter Weight, g		Elapse Time, hr		Sampling Time, hr	Flow Rate, m^3/min			Total Volume, m^3	TSP Level, $\mu\text{g}/\text{m}^3$
				Initial	Final	Initial	Final		Initial, Q_{si}	Final, Q_{sf}	Average		
2-Mar-15	8:20	Cloudy	011166	2.7083	2.7123	16617.58	16618.58	1.00	1.26	1.26	1.26	75	53.0
2-Mar-15	9:30	Cloudy	011169	2.7246	2.7275	16618.58	16619.58	1.00	1.16	1.16	1.16	70	41.7
2-Mar-15	10:50	Cloudy	011172	2.7294	2.7391	16619.58	16620.58	1.00	1.16	1.16	1.16	70	139.5
7-Mar-15	8:20	Cloudy	009670	2.8435	2.8539	16644.59	16645.59	1.00	1.16	1.16	1.16	70	149.2
7-Mar-15	9:25	Cloudy	011350	2.7417	2.7466	16645.60	16646.60	1.00	1.16	1.16	1.16	70	70.3
7-Mar-15	10:40	Cloudy	011347	2.7492	2.7542	16646.60	16647.60	1.00	1.16	1.16	1.16	70	71.7
13-Mar-15	8:45	Cloudy	011407	2.7520	2.7569	16671.60	16672.60	1.00	1.21	1.21	1.21	73	67.4
13-Mar-15	10:35	Cloudy	011410	2.7407	2.7452	16672.60	16673.60	1.00	1.21	1.21	1.21	73	61.9
13-Mar-15	13:00	Cloudy	011414	2.7717	2.7749	16673.60	16674.60	1.00	0.96	0.96	0.96	58	55.3
19-Mar-15	8:06	Cloudy	011474	2.7688	2.7730	16698.60	16699.60	1.00	1.15	1.15	1.15	69	60.9
19-Mar-15	9:16	Cloudy	011286	2.7414	2.7417	16699.60	16700.60	1.00	1.15	1.15	1.15	69	4.4
19-Mar-15	10:25	Cloudy	011296	2.7663	2.7671	16700.60	16701.60	1.00	1.15	1.15	1.15	69	11.6
24-Mar-15	8:04	Rainy	011162	2.7241	2.7257	16225.60	16226.60	1.00	1.16	1.16	1.16	70	23.0
24-Mar-15	9:10	Rainy	011395	2.7390	2.7397	16226.60	16227.60	1.00	1.16	1.16	1.16	70	10.1
24-Mar-15	10:15	Rainy	011392	2.7398	2.7438	16227.60	16228.60	1.00	1.16	1.16	1.16	70	57.5
28-Mar-15	8:10	Fine	011386	2.7261	2.7283	16752.59	16753.59	1.00	1.16	1.16	1.16	69	31.7
28-Mar-15	9:20	Fine	011534	2.7269	2.7285	16753.59	16754.59	1.00	1.16	1.16	1.16	69	23.1
28-Mar-15	10:30	Fine	011535	2.7295	2.7309	16754.59	16755.59	1.00	1.25	1.20	1.23	74	19.0



Location: MA1w - International Finance Centre (Western Wing)

Report on 24-hour TSP monitoring

Action Level ($\mu\text{g}/\text{m}^3$) - 173.4
 Limit Level ($\mu\text{g}/\text{m}^3$) - 260

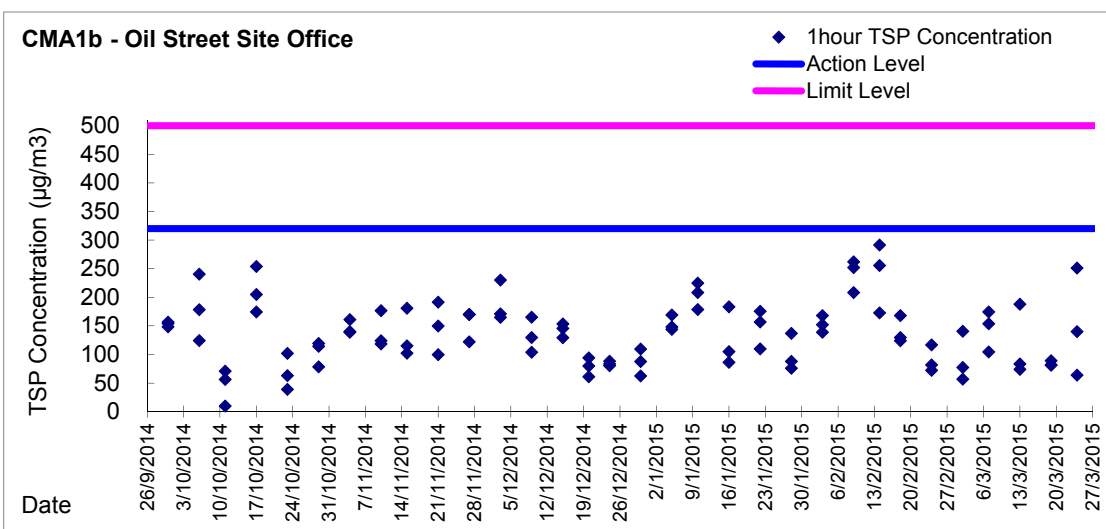
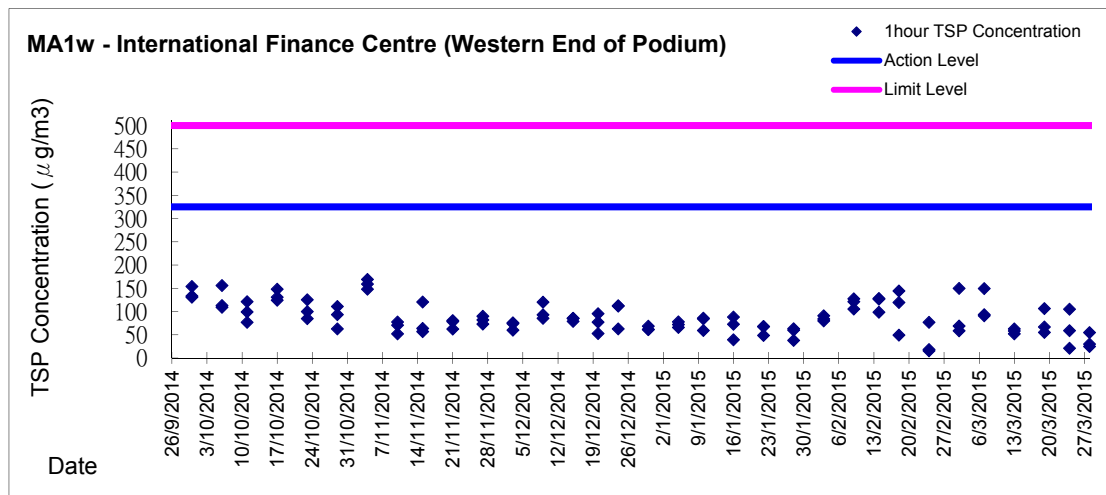
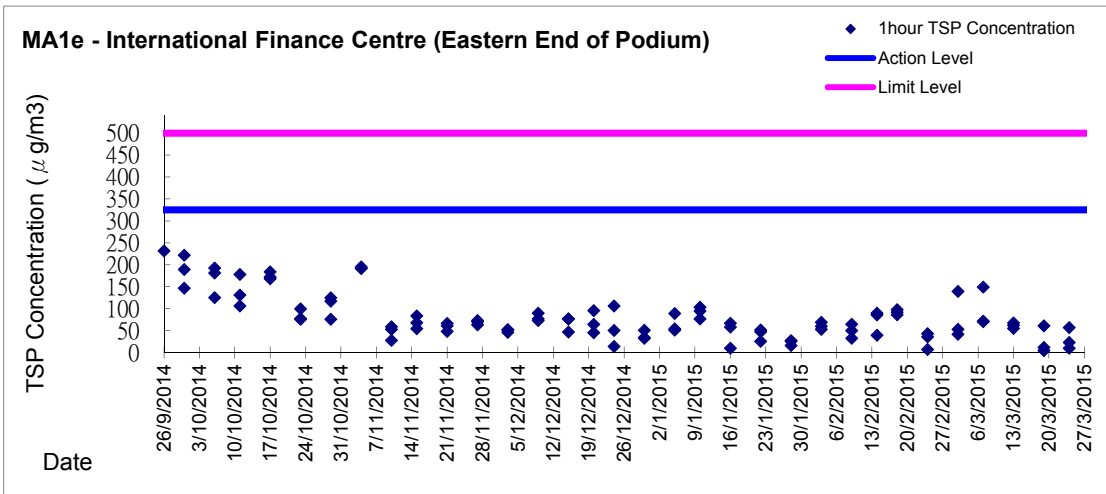
Date	Sampling Time	Weather Condition	Filter paper no.	Filter Weight, g		Elapse Time, hr		Sampling Time, hr	Flow Rate, m^3/min			Total Volume, m^3	TSP Level, $\mu\text{g}/\text{m}^3$
				Initial	Final	Initial	Final		Initial, Q_{si}	Final, Q_{sf}	Average		
28-Feb-15	8:00	Cloudy	011160	2.7275	2.8308	16641.83	16665.83	24.00	1.28	1.28	1.28	1844	56.0
6-Mar-15	8:00	Cloudy	009652	2.8560	2.9760	16668.83	16692.83	24.00	1.28	1.28	1.28	1848	64.9
12-Mar-15	8:00	Cloudy	011344	2.7605	2.8219	16695.85	16719.85	24.00	1.12	1.12	1.12	1610	38.1
18-Mar-15	8:00	Cloudy	011415	2.7641	2.8783	16722.85	16746.85	24.00	1.27	1.27	1.27	1828	62.5
23-Mar-15	8:00	Cloudy	011292	2.7671	2.9473	16749.85	16773.85	24.00	1.28	1.28	1.28	1842	97.8
27-Mar-15	8:00	Fine	011387	2.7264	2.8354	16776.84	16800.84	24.00	1.28	1.28	1.28	1841	59.2

Report on 1-hour TSP monitoring

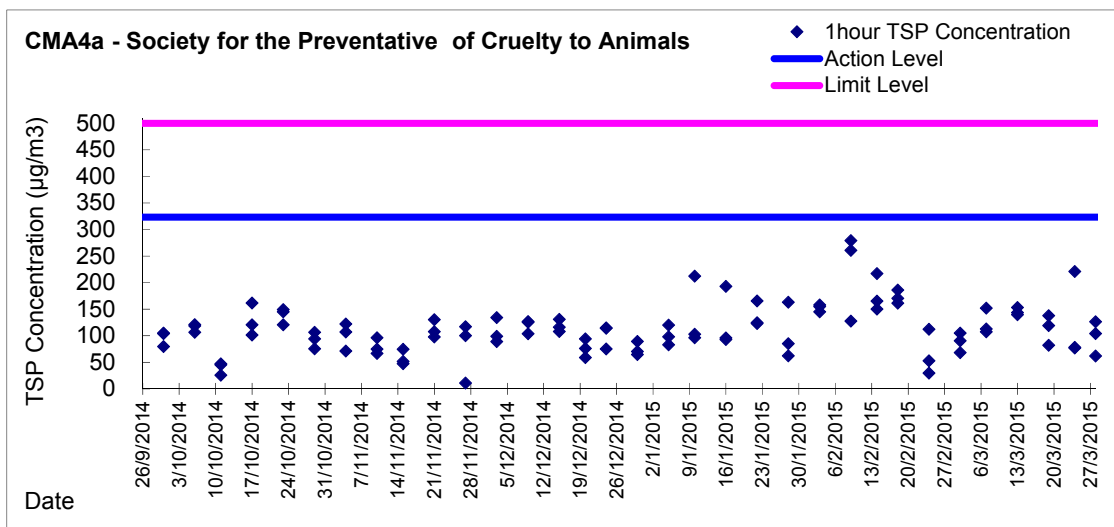
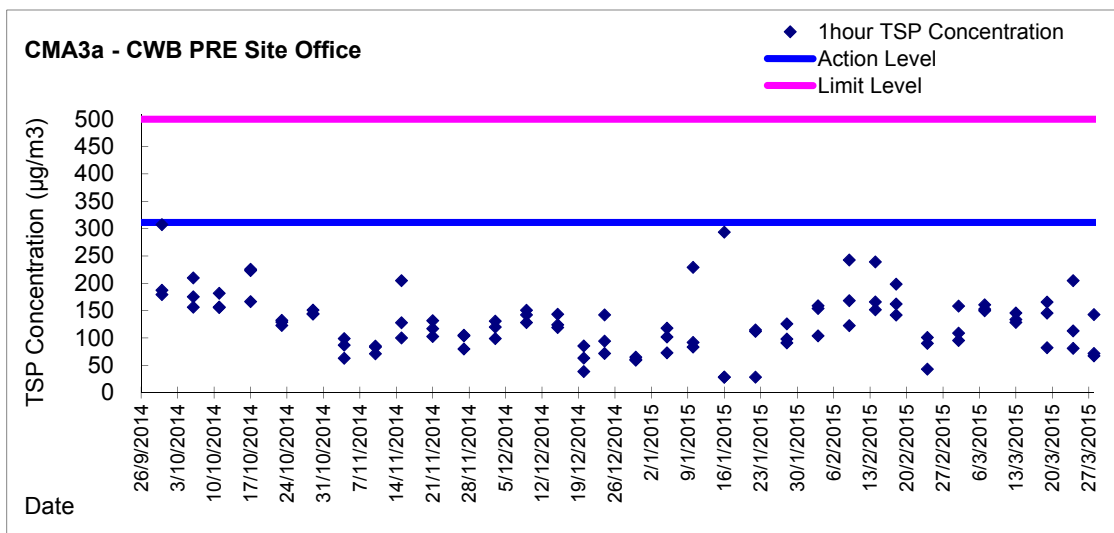
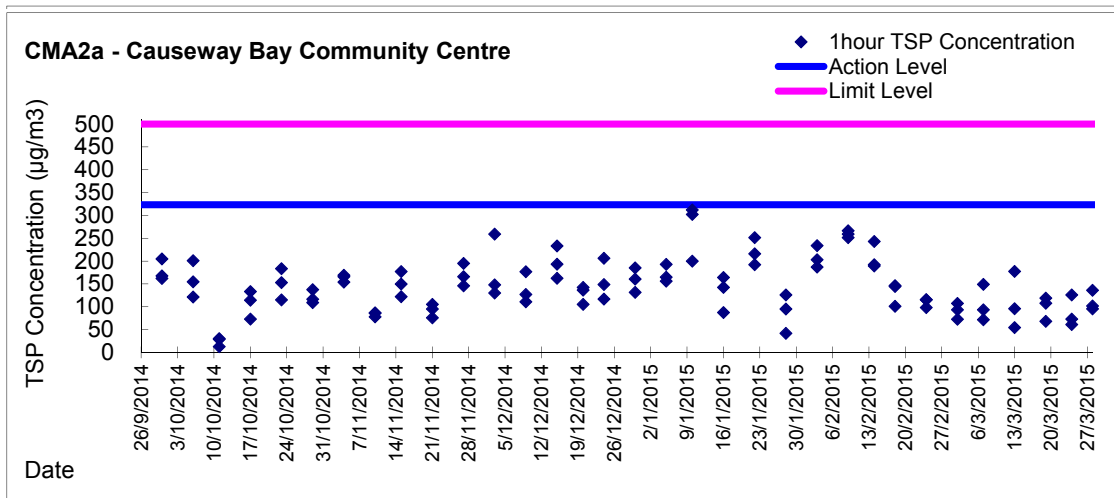
Action Level ($\mu\text{g}/\text{m}^3$) - 325.1
 Limit Level ($\mu\text{g}/\text{m}^3$) - 500

Date	Sampling Time	Weather Condition	Filter paper no.	Filter Weight, g		Elapse Time, hr		Sampling Time, hr	Flow Rate, m^3/min			Total Volume, m^3	TSP Level, $\mu\text{g}/\text{m}^3$
				Initial	Final	Initial	Final		Initial, Q_{si}	Final, Q_{sf}	Average		
2-Mar-15	8:20	Cloudy	011167	2.7179	2.7232	16665.83	16666.83	1.00	1.28	1.28	1.28	77	69.0
2-Mar-15	9:30	Cloudy	011170	2.7203	2.7248	16666.83	16667.83	1.00	1.28	1.28	1.28	77	58.6
2-Mar-15	10:40	Cloudy	011173	2.7403	2.7518	16667.83	16668.83	1.00	1.28	1.28	1.28	77	149.7
7-Mar-15	8:32	Cloudy	011352	2.7412	2.7484	16692.85	16693.85	1.00	1.28	1.28	1.28	77	93.5
7-Mar-15	9:36	Cloudy	011394	2.7380	2.7450	16693.85	16694.85	1.00	1.28	1.28	1.28	77	90.9
7-Mar-15	10:46	Cloudy	011346	2.7480	2.7595	16694.85	16695.85	1.00	1.28	1.28	1.28	77	149.4
13-Mar-15	8:40	Cloudy	011406	2.7380	2.7415	16719.85	16720.85	1.00	1.12	1.12	1.12	67	52.2
13-Mar-15	10:23	Cloudy	011409	2.7334	2.7376	16720.85	16721.85	1.00	1.12	1.12	1.12	67	62.7
13-Mar-15	13:00	Cloudy	011413	2.7568	2.7607	16721.85	16722.85	1.00	1.12	1.12	1.12	67	58.2
19-Mar-15	8:05	Cloudy	11475	2.7613	2.7694	16746.85	16747.85	1.00	1.27	1.27	1.27	76	106.4
19-Mar-15	9:15	Cloudy	11285	2.7784	2.7826	16747.85	16748.85	1.00	1.27	1.27	1.27	76	55.2
19-Mar-15	10:30	Cloudy	11295	2.7655	2.7706	16748.85	16749.85	1.00	1.27	1.27	1.27	76	67.0
24-Mar-15	8:01	Rainy	011163	2.7368	2.7413	16773.85	16774.85	1.00	1.28	1.28	1.28	77	58.6
24-Mar-15	9:02	Rainy	011394	2.7196	2.7212	16774.85	16775.85	1.00	1.28	1.28	1.28	77	20.8
24-Mar-15	10:05	Rainy	011391	2.7353	2.7434	16775.85	16776.85	1.00	1.28	1.28	1.28	77	105.4
28-Mar-15	8:04	Fine	011385	2.7506	2.7525	16800.84	16801.84	1.00	1.28	1.28	1.28	77	24.8
28-Mar-15	9:10	Fine	011533	2.7327	2.7350	16801.84	16802.84	1.00	1.28	1.28	1.28	77	30.0
28-Mar-15	10:20	Fine	011543	2.7306	2.7348	16802.84	16803.84	1.00	1.28	1.28	1.28	77	54.8

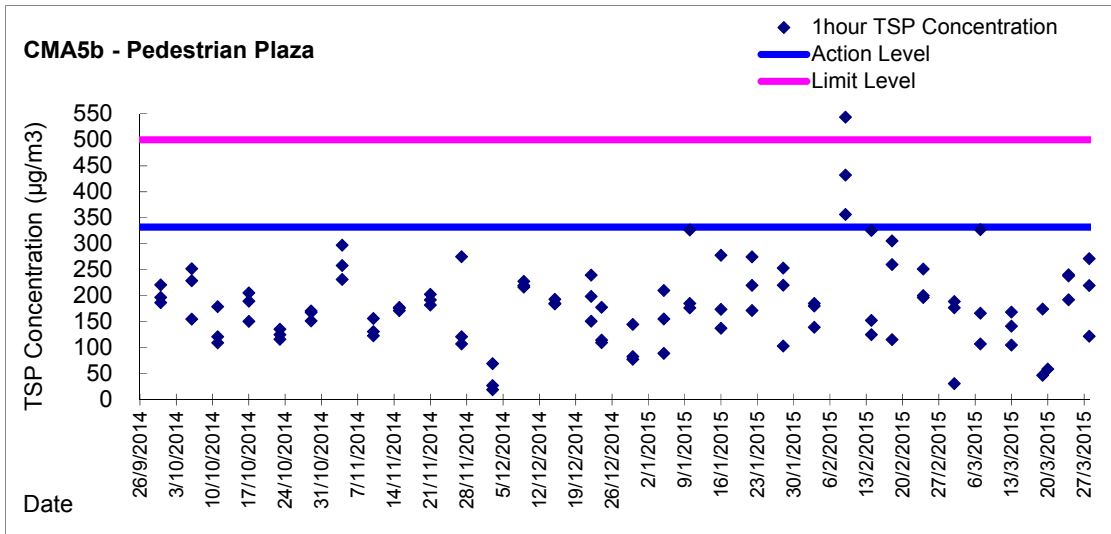
Graphic Presentation of 1 hour TSP Result



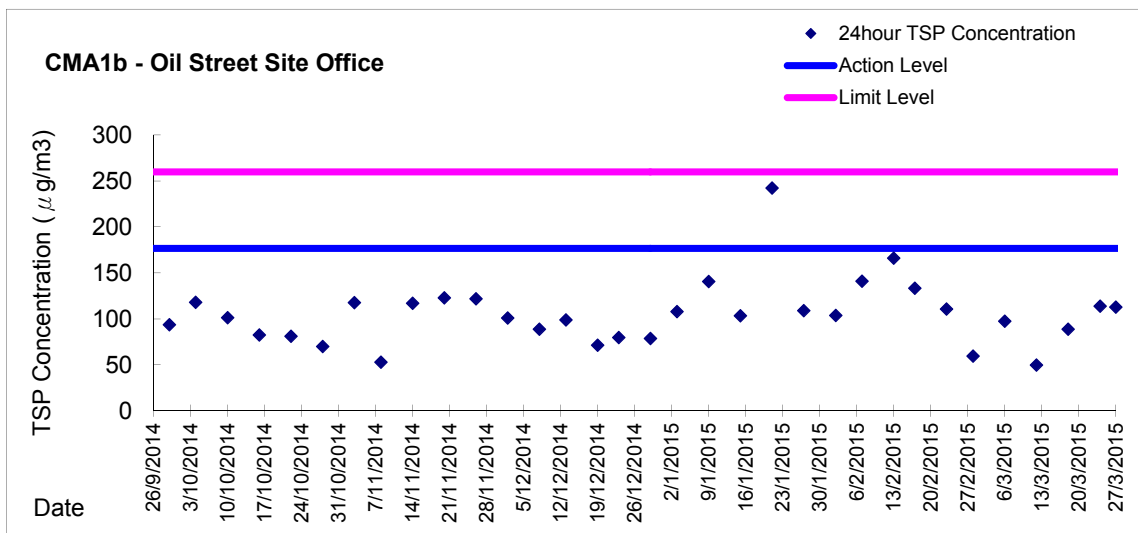
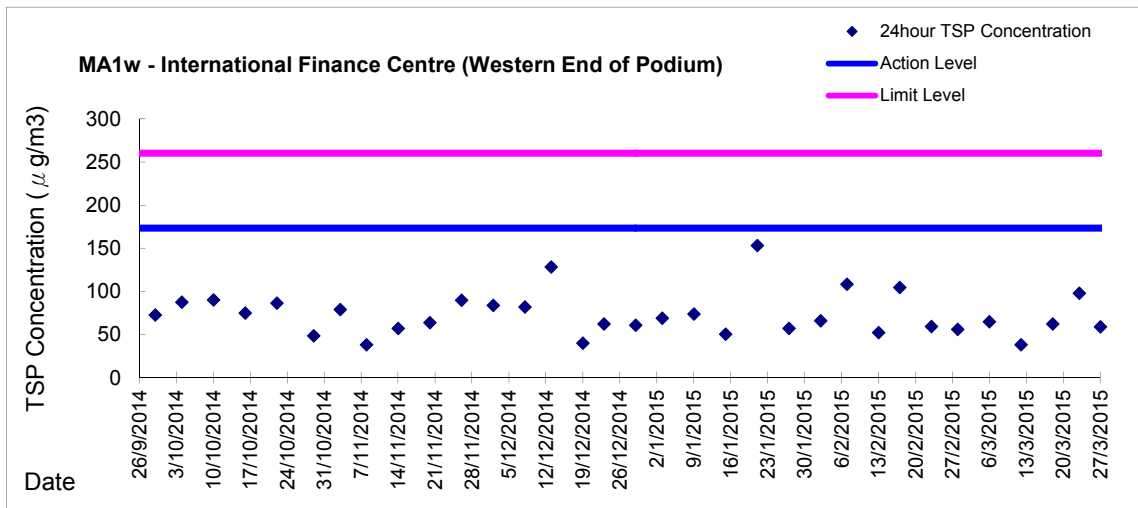
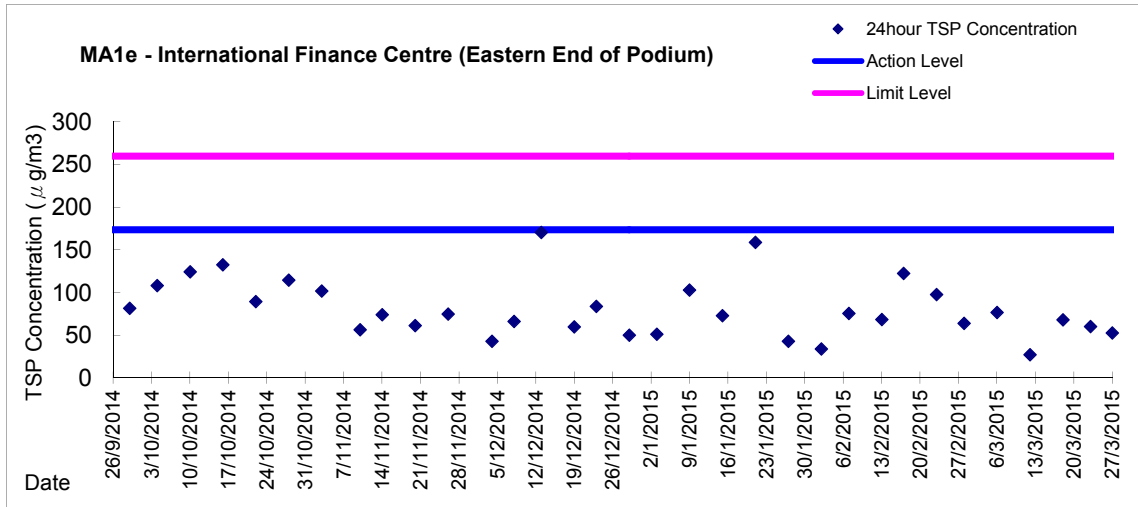
Graphic Presentation of 1 hour TSP Result



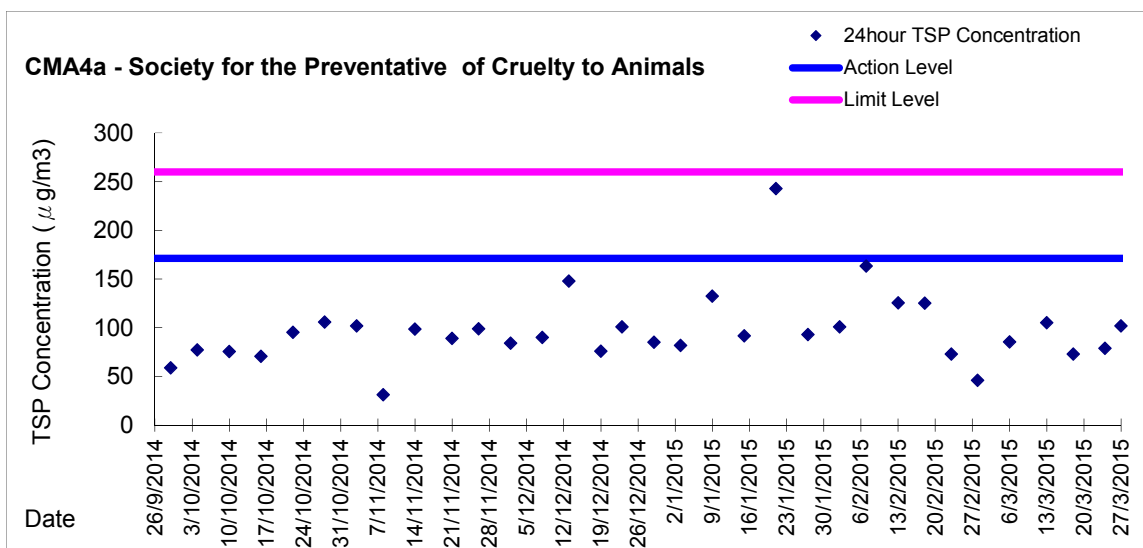
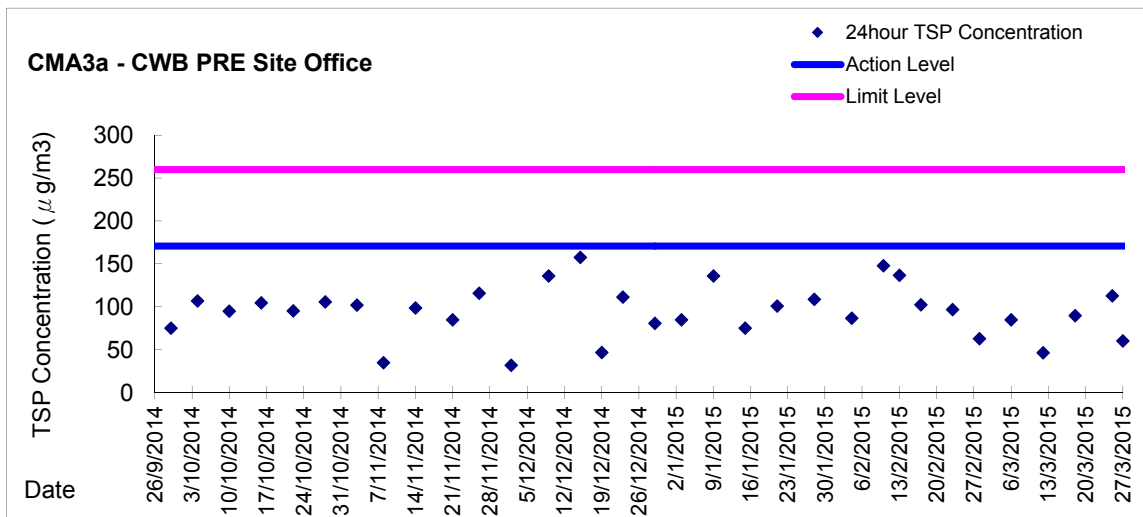
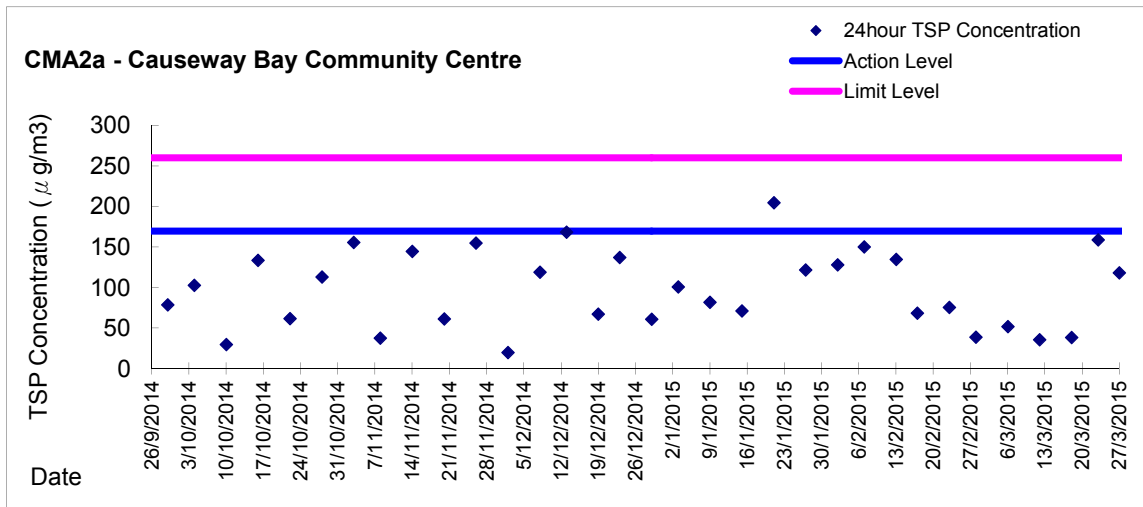
Graphic Presentation of 1 hour TSP Result



Graphic Presentation of 24 hour TSP Result



Graphic Presentation of 24 hour TSP Result



Graphic Presentation of 24 hour TSP Result

